

Format of Holding of Specified securities

1. Name of Listed Entity: CL EDUCATE LIMITED
2. Scrip Code/Name of Scrip/Class of Security: 540403, CLEUCATE, EQUITY SHARES
3. Share Holding Pattern Filed under: Reg. 31(1)(a)/Reg.31(1)(b)/Reg.31(1)(c)
  - a. if under 31(1)(b) then indicate the report for quarter ending 30/06/2019
  - b. if under 31(1)(c) then indicate date of allotment/extinguishment
4. Declaration : The Listed entity is required to submit the following declaration to the extent of submission of information:

	Particulars	YES*	NO*
a	Whether the Listed Entity has issued any partly paid up shares		No
b	Whether the Listed Entity has issued any Convertible Securities or Warrants?		No
c	Whether the Listed Entity has any shares against which depository receipts are issued?		No
d	Whether the Listed Entity has any shares in locked-in?	Yes	
e	Whether any shares held by promoters are pledge or otherwise encumbered?		No
	Whether the Listed Entity has any significant beneficial owner?	Yes	

\*if the Listed Entity selects the option 'NO' for the questions above, the columns for the partly paid up shares, Outstanding Convertible Securities/Warrants, depository receipts, locked-in shares, No of shares pledged or otherwise encumbered by promoters, as applicable, shall not be displayed at the time of dissemination on the Stock Exchange website. Also wherever there is 'No' declared by Listed entity in above table the values will be considered as 'Zero' by default on submission of the format of holding of specified securities.

5. The tabular format for disclosure of holding of specified securities is as follows:

For CL Educate Limited

*Paul*  
Company Secretary




Table I - Summary Statement holding of specified securities

Category	Category of Shareholder	No of Shareholders	No of fully paid up equity shares held	No of Partly paid-up equity shares held	No of Shares Underlying Depository Receipts	Total No of Shares Held (VII) = (IV)+(V)+(VI)	Shareholding as a % of total no of shares (As a % of (A+B+C2))	Number of Voting Rights held in each class of securities			No of Shares Underlying Outstanding convertible securities (Including Warrants)	Shareholding as a % assuming full conversion of convertible Securities (as a percentage of diluted share capital)	Number of Locked in Shares		Number of Shares pledged or otherwise encumbered		Number of equity shares held in dematerialized form	
								No of Voting Rights		Total as a % of (A+B+C)			No.	As a % of total Shares held	No.	As a % of total Shares held		
								Class X	Class Y									Total
(i)	(ii)	(iii)	(iv)	(v)	(vi)	(vii)	(viii)	(ix)			(x)	(xi)	(xii)		(xiii)	(xiv)		
(A)	Promoter & Promoter Group	22	6809518	0	0	6809518	48.07	6809518	0	6809518	48.07	0	48.07	2854307	41.92	0	0.00	6809518
(B)	Public	20424	7356160	0	0	7356160	51.93	7356160	0	7356160	51.93	0	51.93	0	0.00	NA	NA	7273644
(C)	Non Promoter-Non Public																	
(C1)	Shares underlying DRs	0	0	0	0	0	NA	0	0	0	0.00	0	NA	0	0.00	NA	NA	0
(C2)	Shares held by Employees Trusts	0	0	0	0	0	0.00	0	0	0	0.00	0	0.00	0	0.00	NA	NA	0
	<b>Total:</b>	<b>20446</b>	<b>14165678</b>	<b>0</b>	<b>0</b>	<b>14165678</b>	<b>100.00</b>	<b>14165678</b>	<b>0</b>	<b>14165678</b>	<b>100.00</b>	<b>0</b>	<b>100.00</b>	<b>2854307</b>	<b>20.15</b>	<b>0</b>	<b>0.00</b>	<b>14083162</b>




Table II - Statement showing shareholding pattern of the Promoter and Promoter Group

Category	Category & Name of the Shareholder	PAN	No of Shareholders	No of fully paid up equity shares held	No of Partly paid-up equity shares held	No of Shares Underlying Depository Receipts	Total No of Shares Held (IV+V+VI)	Shareholding as a % of total no of shares (calculated as per SCRR, 1957 (VIII) As a % of (A+B+C2)	Number of Voting Rights held in each class of securities			No of Shares Underlying Outstanding convertible securities (Including Warrants)	Shareholding as a % assuming full conversion of convertible Securities (as a percentage of diluted share capital) (VII)+(X) As a % of (A+B+C2)	Number of Locked in Shares		Number of Shares pledged or otherwise encumbered		Number of equity shares held in dematerialized form	
									No of Voting Rights		Total as a % of (A+B+C)			No.	As a % of total Shares held	No.	As a % of total Shares held		
									Class X	Class Y	Total								
(I)	(II)	(III)	(IV)	(V)	(VI)	(VII)	(VIII)	(IX)			(X)	(XI)	(XII)	(XIII)	(XIV)				
(1)	Indian																		
(e)	Individuals/Hindu undivided Family		20	5542573	0	0	5542573	39.13	5542573	0	5542573	39.13	0	39.13	2400000	43.30	0	0.00	5542573
	NIKHIL MAHAJAN	AAAPM2004J	1	29817	0	0	29817	0.21	29817	0	29817	0.21	0	0.21	0	0.00	0	0.00	29817
	SHEFALI ACHARYA	AAHPA9905B	1	3000	0	0	3000	0.02	3000	0	3000	0.02	0	0.02	0	0.00	0	0.00	3000
	GAUTAM PURI	AAHPP5688E	1	2270351	0	0	2270351	16.03	2270351	0	2270351	16.03	0	16.03	1200000	52.86	0	0.00	2270351
	SAPNA PURI	AANPP6577G	1	1800	0	0	1800	0.01	1800	0	1800	0.01	0	0.01	0	0.00	0	0.00	1800
	R SREENIVASAN	AAZPS0203L	1	349698	0	0	349698	2.47	349698	0	349698	2.47	0	2.47	0	0.00	0	0.00	349698
	ABHIJIT BHATTACHARYYA	ABBPB7217J	1	3000	0	0	3000	0.02	3000	0	3000	0.02	0	0.02	0	0.00	0	0.00	3000
	SAMITA BHALLA	ABEPB1032A	1	1262	0	0	1262	0.01	1262	0	1262	0.01	0	0.01	0	0.00	0	0.00	1262
	SATYA NARAYANAN R	AFJPS7585N	1	2280579	0	0	2280579	16.10	2280579	0	2280579	16.10	0	16.10	1200000	52.62	0	0.00	2280579
	PARUL MAHAJAN	AFKPM0523M	1	10000	0	0	10000	0.07	10000	0	10000	0.07	0	0.07	0	0.00	0	0.00	10000
	R SHIVAKUMAR	AGFPR5577G	1	349698	0	0	349698	2.47	349698	0	349698	2.47	0	2.47	0	0.00	0	0.00	349698
	UMA RAMACHANDRAN	AGMPR9427L	1	1800	0	0	1800	0.01	1800	0	1800	0.01	0	0.01	0	0.00	0	0.00	1800
	SUJIT BHATTACHARYYA	AHJPB1742Q	1	203062	0	0	203062	1.43	203062	0	203062	1.43	0	1.43	0	0.00	0	0.00	203062
	INDIRA GANESH	APFFG1255B	1	1800	0	0	1800	0.01	1800	0	1800	0.01	0	0.01	0	0.00	0	0.00	1800
	ABHISHEK BHATTACHARYYA	ASFPP86968B	1	2000	0	0	2000	0.01	2000	0	2000	0.01	0	0.01	0	0.00	0	0.00	2000
	SESHADRY PARVATHY	AWTPP8736B	1	3572	0	0	3572	0.03	3572	0	3572	0.03	0	0.03	0	0.00	0	0.00	3572
	RAJLAKSHMI GANESH SONONE	BDBPS3748G	1	134	0	0	134	0.00	134	0	134	0.00	0	0.00	0	0.00	0	0.00	134
	KATYAINI MAHAJAN	BDPPM1180C	1	13500	0	0	13500	0.10	13500	0	13500	0.10	0	0.10	0	0.00	0	0.00	13500
	VITASTA MAHAJAN	BDPPM1394C	1	13500	0	0	13500	0.10	13500	0	13500	0.10	0	0.10	0	0.00	0	0.00	13500
	ABHIRUP BHATTACHARYYA	BPHPB1080G	1	2000	0	0	2000	0.01	2000	0	2000	0.01	0	0.01	0	0.00	0	0.00	2000
	SNEHA KRISHNAN	CQVPK8117R	1	2000	0	0	2000	0.01	2000	0	2000	0.01	0	0.01	0	0.00	0	0.00	2000
(b)	Central Government/State Government(s)		0	0	0	0	0	0.00	0	0	0	0.00	0	0.00	0	0.00	0	0.00	0
(c)	Financial Institutions/Banks		0	0	0	0	0	0.00	0	0	0	0.00	0	0.00	0	0.00	0	0.00	0
(d)	Any Other		2	1266945	0	0	1266945	8.94	1266945	0	1266945	8.94	0	8.94	454307	0.00	0	0.00	1266945
	BILAKES CONSULTING PRIVATE LIMITED	AAACB3785G	1	1255460	0	0	1255460	8.86	1255460	0	1255460	8.86	0	8.86	454307	36.19	0	0.00	1255460
	CAREER LAUNCHER EMPLOYEES WELFARE SOCIETY	AACAC3754A	1	11485	0	0	11485	0.08	11485	0	11485	0.08	0	0.08	0	0.00	0	0.00	11485
	<b>Sub-Total (A)(1)</b>		<b>22</b>	<b>6809518</b>	<b>0</b>	<b>0</b>	<b>6809518</b>	<b>48.07</b>	<b>6809518</b>	<b>0</b>	<b>6809518</b>	<b>48.07</b>	<b>0</b>	<b>48.07</b>	<b>2854307</b>	<b>41.92</b>	<b>0</b>	<b>0.00</b>	<b>6809518</b>
(2)	Foreign																		
(a)	Individuals (Non-Resident)																		
	Individuals/Foreign Individuals		0	0	0	0	0	0.00	0	0	0	0.00	0	0.00	0	0.00	0	0.00	0
(b)	Government		0	0	0	0	0	0.00	0	0	0	0.00	0	0.00	0	0.00	0	0.00	0
(c)	Institutions		0	0	0	0	0	0.00	0	0	0	0.00	0	0.00	0	0.00	0	0.00	0
(d)	Foreign Portfolio Investor		0	0	0	0	0	0.00	0	0	0	0.00	0	0.00	0	0.00	0	0.00	0
(e)	Any Other		0	0	0	0	0	0.00	0	0	0	0.00	0	0.00	0	0.00	0	0.00	0
	<b>Sub-Total (A)(2)</b>		<b>0</b>	<b>0</b>	<b>0</b>	<b>0</b>	<b>0</b>	<b>0.00</b>	<b>0</b>	<b>0</b>	<b>0</b>	<b>0.00</b>	<b>0</b>	<b>0.00</b>	<b>0</b>	<b>0.00</b>	<b>0</b>	<b>0.00</b>	<b>0</b>
	<b>Total Shareholding of Promoter and Promoter Group</b>		<b>22</b>	<b>6809518</b>	<b>0</b>	<b>0</b>	<b>6809518</b>	<b>48.07</b>	<b>6809518</b>	<b>0</b>	<b>6809518</b>	<b>48.07</b>	<b>0</b>	<b>48.07</b>	<b>2854307</b>	<b>41.92</b>	<b>0</b>	<b>0.00</b>	<b>6809518</b>

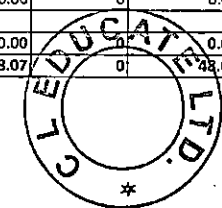


Table III - Statement showing shareholding pattern of the Public shareholder

Category	Category & Name of the Shareholder	PAN	No of Shareholders	No of fully paid up equity shares held	No of Partly paid-up equity shares held	No of Shares Underlying Depository Receipts	Total No of Shares Held (IV+V+VI)	Shareholding as a % of total no of shares (A+B+C2)	Number of Voting Rights held in each class of securities			No of Shares Underlying Convertible securities (Including Warrants)	Shareholding as a % assuming full conversion of convertible Securities (as a percentage of diluted share capital)	Number of Locked in Shares		Number of Shares pledged or otherwise encumbered		Number of equity shares held in dematerialized form	
									No of Voting Rights					Total as a % of (A+B+C)	No.	As a % of total Shares held	No.		As a % of total Shares held
									Class X	Class Y	Total								
	(I)	(II)	(III)	(IV)	(V)	(VI)	(VII)	(VIII)	(IX)			(X)	(XI)	(XII)		(XIII)	(XIV)		
(1)	Institutions																		
(a)	Mutual Funds		3	1629409	0	0	1629409	11.50	1629409	0	1629409	11.50	0	11.50	0	0.00	NA	NA	1629409
	DSP SMALL CAP FUND	AAAJD0430B	1	283760	0	0	283760	2.00	283760	0	283760	2.00	0	2.00	0	0.00	NA	NA	283760
	PRINCIPAL TRUSTEE COMPANY PVT LTD A/C PRINCIPAL MUTUAL FUND - PRINCIPAL PERSONAL TAX SAVER FUND	AAATP6607N	1	426878	0	0	426878	3.01	426878	0	426878	3.01	0	3.01	0	0.00	NA	NA	426878
	SUNDARAM MUTUAL FUND A/C SUNDARAM DIVERSIFIED EQUITY	AAATS2554B	1	918771	0	0	918771	6.49	918771	0	918771	6.49	0	6.49	0	0.00	NA	NA	918771
(b)	Venture Capital Funds		1	251409	0	0	251409	1.77	251409	0	251409	1.77	0	1.77	0	0.00	NA	NA	251409
	GAJA TRUSTEE COMPANY PRIVATE LIMITED	AABTG0711D	1	251409	0	0	251409	1.77	251409	0	251409	1.77	0	1.77	0	0.00	NA	NA	251409
(c)	Alternate Investment Funds		0	0	0	0	0	0.00	0	0	0	0.00	0	0.00	0	0.00	NA	NA	0
(d)	Foreign Venture Capital Investors		0	0	0	0	0	0.00	0	0	0	0.00	0	0.00	0	0.00	NA	NA	0
(e)	Foreign Portfolio Investors		4	1238337	0	0	1238337	8.74	1238337	0	1238337	8.74	0	8.74	0	0.00	NA	NA	1238337
	BNP PARIBAS ARBITRAGE	AAGFB5324G	1	232000	0	0	232000	1.64	232000	0	232000	1.64	0	1.64	0	0.00	NA	NA	232000
	ASHOKA PTE LTD	AAKCA5986C	1	188457	0	0	188457	1.33	188457	0	188457	1.33	0	1.33	0	0.00	NA	NA	188457
	ARJUNA FUND PTE. LTD	AAPCA2639B	1	713080	0	0	713080	5.03	713080	0	713080	5.03	0	5.03	0	0.00	NA	NA	713080
(f)	Financial Institutions/Banks		0	0	0	0	0	0.00	0	0	0	0.00	0	0.00	0	0.00	NA	NA	0
(g)	Insurance Companies		0	0	0	0	0	0.00	0	0	0	0.00	0	0.00	0	0.00	NA	NA	0
(h)	Provident Funds/Pension Funds		0	0	0	0	0	0.00	0	0	0	0.00	0	0.00	0	0.00	NA	NA	0
(i)	Any Other																		
	Sub Total (B)(1)		8	3119155	0	0	3119155	22.02	3119155	0	3119155	22.02	0	22.02	0	0.00	NA	NA	3119155
(2)	Central Government/State Government(s)/President of India		0	0	0	0	0	0.00	0	0	0	0.00	0	0.00	0	0.00	NA	NA	0
	Sub Total (B)(2)		0	0	0	0	0	0.00	0	0	0	0.00	0	0.00	0	0.00	NA	NA	0
(3)	Non-Institutions																		
(a)	i. individual shareholders holding nominal share capital up to Rs. 2 lakhs		20154	1473327	0	0	1473327	10.40	1473327	0	1473327	10.40	0	10.40	0	0.00	NA	NA	1401093
	ii. Individual shareholders holding nominal share capital in excess of Rs. 2 Lakhs		13	671349	0	0	671349	4.74	671349	0	671349	4.74	0	4.74	0	0.00	NA	NA	671349
	MADHAVAN KUNNIYUR	ACBPK7739F	1	225504	0	0	225504	1.59	225504	0	225504	1.59	0	1.59	0	0.00	NA	NA	225504
(b)	NBFCs Registered with RBI		1	29	0	0	29	0.00	29	0	29	0.00	0	0.00	0	0.00	NA	NA	29
(c)	Employee Trusts		0	0	0	0	0	0.00	0	0	0	0.00	0	0.00	0	0.00	NA	NA	0
(d)	Overseas Depositories (Holding DRs)(Balancing figure)		0	0	0	0	0	0.00	0	0	0	0.00	0	0.00	0	0.00	NA	NA	0
(e)	Any Other																		
	NON RESIDENT INDIANS		68	24009	0	0	24009	0.17	24009	0	24009	0.17	0	0.17	0	0.00	NA	NA	16366
	CLEARING MEMBERS		15	1701	0	0	1701	0.01	1701	0	1701	0.01	0	0.01	0	0.00	NA	NA	1701
	DIRECTORS		2	3200	0	0	3200	0.02	3200	0	3200	0.02	0	0.02	0	0.00	NA	NA	800
	NON RESIDENT INDIAN NON REPATRIABLE		68	51618	0	0	51618	0.36	51618	0	51618	0.36	0	0.36	0	0.00	NA	NA	51618
	BODIES CORPORATES		94	1065299	0	0	1065299	7.52	1065299	0	1065299	7.52	0	7.52	0	0.00	NA	NA	1065060
	HOUSING DEVELOPMENT FINANCE CORPORATION LIMITED	AAACH0997E	1	594233	0	0	594233	4.19	594233	0	594233	4.19	0	4.19	0	0.00	NA	NA	594233
	BLACKSOIL CAPITAL PRIVATE LIMITED	AAACS8128A	1	184866	0	0	184866	1.31	184866	0	184866	1.31	0	1.31	0	0.00	NA	NA	184866
	FOREIGN CORPORATE BODIES		1	946473	0	0	946473	6.68	946473	0	946473	6.68	0	6.68	0	0.00	NA	NA	946473
	GPE (INDIA) LTD	AADC60024G	1	946473	0	0	946473	6.68	946473	0	946473	6.68	0	6.68	0	0.00	NA	NA	946473
	Sub Total (B)(3)		20416	4237005	0	0	4237005	29.91	4237005	0	4237005	29.91	0	29.91	0	0.00			4154489
	Total Public Shareholding (B) = (B)(1)+(B)(2)+(B)(3)		20424	7356160	0	0	7356160	51.93	7356160	0	7356160	51.93	0	51.93	0	0.00			7273644





Table IV - Statement showing shareholding pattern of the Non Promoter - Non Public Shareholder


Category	Category & Name of the Shareholder	PAN	No of Shareholders	No of fully paid up equity shares held	No of Partly paid-up equity shares held	No of Shares Underlying Depository Receipts	Total No of Shares Held (IV+V+VI)	Shareholding as a % of total no of shares (A+B+C2)	Number of Voting Rights held in each class of securities			No of Shares Underlying Outstanding convertible securities (Including Warrants)	Shareholding as a % assuming full conversion of convertible Securities (as a percentage of diluted share capital)	Number of Locked in Shares		Number of Shares pledged or otherwise encumbered		Number of equity shares held in dematerialized form	
									No of Voting Rights		Total as a % of (A+B+C)			No.	As a % of total Shares held	No.	As a % of total Shares held		
									Class X	Class Y									Total
	(I)	(II)	(III)	(IV)	(V)	(VI)	(VII)	(VIII)	(IX)			(X)	(XI)	(XII)		(XIII)		(XIV)	
(1)	Custodian/DR Holder		0	0	0	0	0	0.00	0	0	0	0.00	0	0.00	0	0.00	NA	NA	0
(2)	Employee Benefit Trust (under SEBI(Share based Employee Benefit) Regulations 2014)		0	0	0	0	0	0.00	0	0	0	0.00	0	0.00	0	0.00	NA	NA	0
	<b>Total Non-Promoter-Non Public Shareholding (C) = (C)(1)+(C)(2)</b>		<b>0</b>	<b>0</b>	<b>0</b>	<b>0</b>	<b>0</b>	<b>0.00</b>	<b>0</b>	<b>0</b>	<b>0</b>	<b>0.00</b>	<b>0</b>	<b>0.00</b>	<b>0</b>	<b>0.00</b>			<b>0</b>




**Annexure**

**Table V- Statement showing details of significant beneficial owners (SBOs)**

Sr. No	Details of the SBO (I)			Details of the registered owner (II)			Details of holding/ exercise of right of the SBO in the reporting company, whether direct or indirect: (III)					Date of creation / acquisition of significant beneficial interest (IV)
	Name	PAN/ Passport No. in case of a foreign national	Nationality	Name	PAN / Passport No. in case of a foreign national	Nationality	Whether by virtue of:					
							Shares	Voting rights	Rights on distributable dividend or any other distribution	Exercise of control	Exercise of significant influence	
1	Satya Narayanan .R acting together with their relatives and promoter and promoter group	AFJPS7585N	Indian	Bilakes Consulting Private Limited	AAACB3785G	Indian	48.07	48.07	48.07	Yes	Yes	08-02-19
2	Gautam Puri acting together with their relatives and promoter and promoter group	AAHPP5688E	Indian	Bilakes Consulting Private Limited	AAACB3785G	Indian	48.07	48.07	48.07	Yes	Yes	08-02-19



Details of the shareholders acting as persons in Concert including their Shareholding:			
Name of Shareholder	Name of PAC	No of shares	Holding%
<b>Total:</b>		<b>0</b>	<b>0</b>



Details of Shares which remain unclaimed may be given here along with details such as number of shareholders, outstanding shares held in demat/unclaimed suspense account

No of Shareholders	No of shares
--------------------	--------------

For CL Educate Limited,

Company Secretary

