



Summary – Financial Results – Q1 FY26

CL Educate Limited

August 07, 2025

Key Highlights

- ✓ Consolidated operating revenue up by 56% YoY to Rs. 14,568 Lacs
 - ✓ Consolidated operating EBITDA up by 66% to Rs. 1,750 Lacs
 - ✓ Consolidated Net Loss at Rs. 371 Lacs
 - ✓ Primarily due to increase in Finance Cost to Rs. 1,276 Lacs (72 lacs), and
 - ✓ Increase in depreciation due to addition of DEX and creation of Intangible Assets (PPA) to Rs. 874 Lacs (413 lacs)
-
- ✓ Standalone operating revenue down by 9% YoY to Rs. 7,701 Lacs
 - ✓ Standalone operating EBITDA down by 33% to Rs. 517 Lacs
 - ✓ Standalone Net Loss at Rs. 455 Lacs
 - ✓ Primarily due to increase in Finance Cost to Rs. 1,228 Lacs

Financial Highlights

Consolidated:

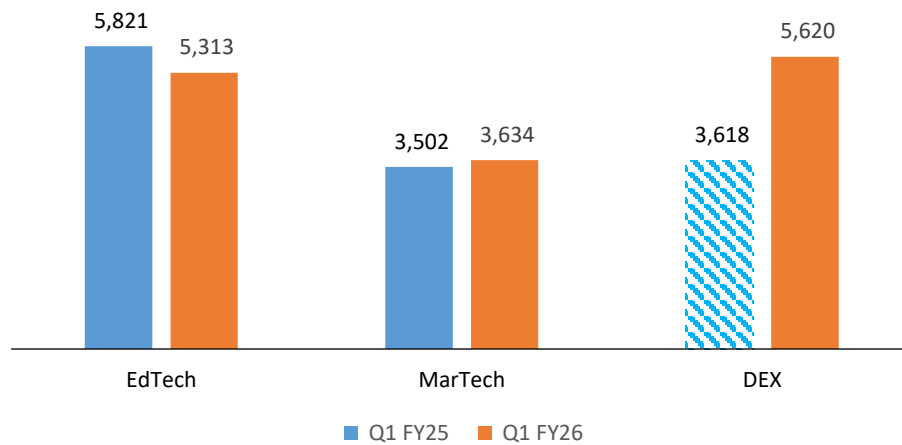
- ✓ Total Revenue up to Rs. 14,984 Lacs (LY : Rs. 9,499 Lacs) Y-o-Y increase of 58%
- ✓ Operating Revenue up to Rs. 14,568 Lacs (LY : Rs. 9,322 Lacs) Y-o-Y increase of 56%
- ✓ Operating Expenses up to Rs. 12,817 Lacs (LY: Rs. 8,268 Lacs) Y-o-Y increase of 55%
 - ✓ Non-Cash Expenses stood at 300 Lacs (LY: 168 Lacs)
 - ✓ Increase is primarily due:
 - ✓ Consolidation of DEX expenses as part of the acquisition done in Q4 FY25
- ✓ Operating EBITDA at Rs. 1,750 Lacs (LY: 1,054 Lacs) Y-o-Y increase of 66%
- ✓ Discontinued Operations: (97) Lacs LY: (121) Lacs
- ✓ (Loss) / Profit After Tax : Rs. (371) Lacs [LY: 418 Lacs]
- ✓ EPS (Non-Annualized): (0.68) [LY: 0.77]
- ✓ Book Value: 47 (FV = 5)

Standalone:

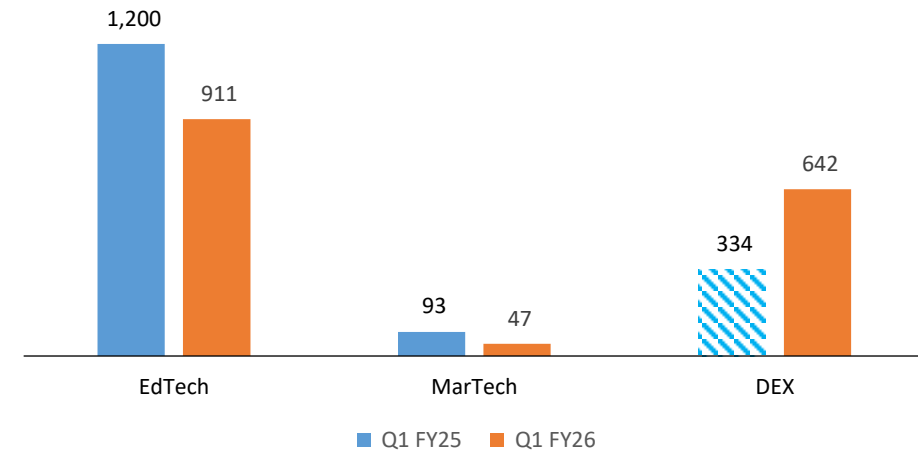
- ✓ Total Revenue down to Rs. 8,338 Lacs (LY : Rs. 8,591 Lacs) Y-o-Y decrease of 3%
- ✓ Operating Revenue down to Rs. 7,701 Lacs (LY : Rs. 8,419 Lacs) Y-o-Y decrease of 9%
- ✓ Operating Expenses down to Rs. 7,183 Lacs (LY: Rs. 7,650 Lacs) Y-o-Y decrease of 6%
 - ✓ Non-Cash Expenses stood at 140 Lacs (LY: 124 Lacs)
 - ✓ Decrease is primarily on account of:
 - ✓ Decrease in Service Delivery expense to Rs. 3,988 Lacs (LY: 4,560 lacs)
 - ✓ Decrease in Sales & Marketing expense to Rs. 522 Lacs (LY: 694 Lacs)
- ✓ Operating EBITDA at Rs. 518 Lacs (LY: Rs. 770 Lacs); decrease by 33%
- ✓ (Loss) / Profit After Tax : Rs. (455) Lacs [LY: 393 Lacs]
- ✓ EPS (Non-Annualized): (1.02) [LY: 0.50]
- ✓ Book Value: 44 (FV = 5)

Segment Highlights

Consolidated Revenue (Rs. Lacs)

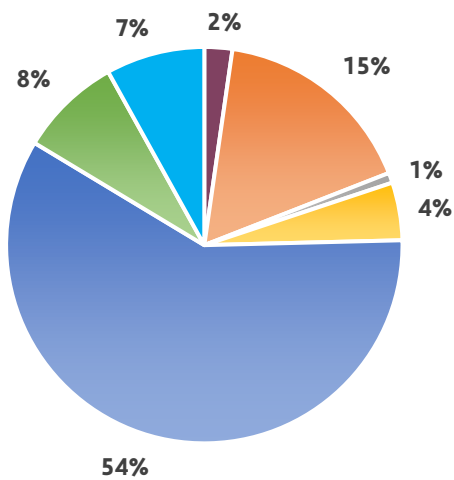


Consolidated EBIT (Rs. Lacs)

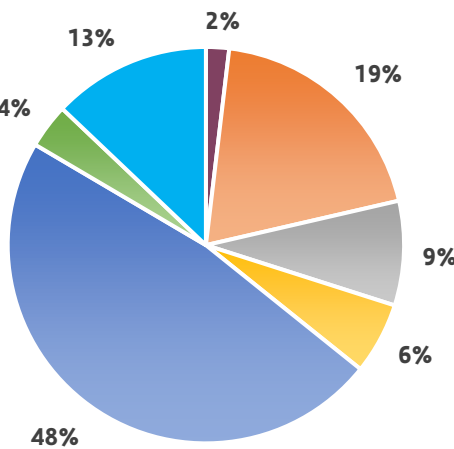


Consol Expenses as % of Revenue

Expenses as % of Revenue - Q1 FY25



Expenses as % of Revenue - Q1 FY26



- Service Delivery Expenses
- Sales & Marketing Expenses
- Employee Expenses
- Other Expenses
- Depreciation & Amortization Expenses
- Finance Cost
- Material Expenses

DEXIT Global Limited figures for Q1 FY25 were not consolidated in CL Group



Thank You
